



750 Garcia Ave, Pittsburg
CA 94565
+1.925.427.7800
HSIheadwalls.com

Storage Solutions

HSI offers a wide variety of storage baskets and shelving with available drop down, pivoting and rigid options to suit the need of every healthcare facility.



Utility Basket 10" x 5" x 4"

#611054

Utility Basket 10" x 8" x 4"

#611084

Utility Basket 10" x 8" x 7"

#611087



Utility Basket 20" x 5" x 4"

#611254


Utility Basket 20" x 8" x 4"

#611284

Utility Basket 20" x 8" x 7"

#611287

For use with Eclipse™ Horizontal Equipment Rail # 050453



Utility Basket 16" x 5" x 4"

#611154

Utility Basket 16" x 8" x 4"

#611184

Utility Basket 16" x 8" x 7"

#611187



750 Garcia Ave,
Pittsburg
CA 94565
+1.925.427.7800





750 Garcia Ave,
Pittsburg
CA 94565
+1.925.427.7800



Utility Basket 10" x 5" x 4"
#601054

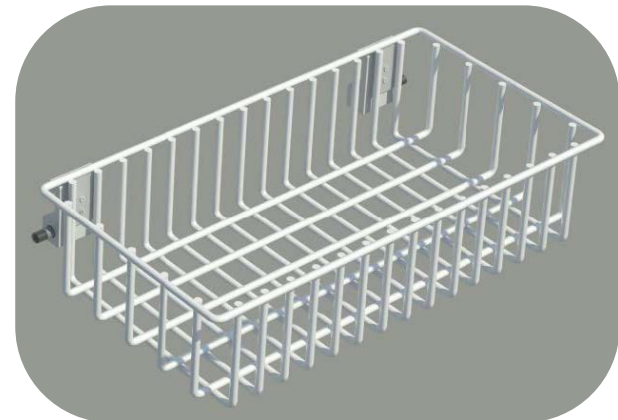
Utility Basket 10" x 8" x 4"
#601084

Utility Basket 10" x 8" x 7"
#601087

Utility Basket 16" x 5" x 4"
#601154

Utility Basket 16" x 8" x 4"
#601184

Utility Basket 16" x 8" x 7"
#601187



Utility Basket 20" x 5" x 4"
#601254

Utility Basket 20" x 8" x 4"
#601284

Utility Basket 20" x 8" x 7"
#601287

For use with Eclipse™ Horizontal Equipment Rail # 050453
And F Type Eclipse™ Equipment Rail # 050469

Utility Basket 10" x 5" x 4"

#701054

Utility Basket 10" x 8" x 4"

#701084

Utility Basket 10" x 8" x 7"

#701087



Utility Basket 20" x 5" x 4"

#701254

Utility Basket 20" x 8" x 4"

#701284

Utility Basket 20" x 8" x 7"

#701287

For use with MA Horizontal Equipment Rail # 050443



Utility Basket 16" x 5" x 4"

#701154

Utility Basket 16" x 8" x 4"

#701184

Utility Basket 16" x 8" x 7"

#701187

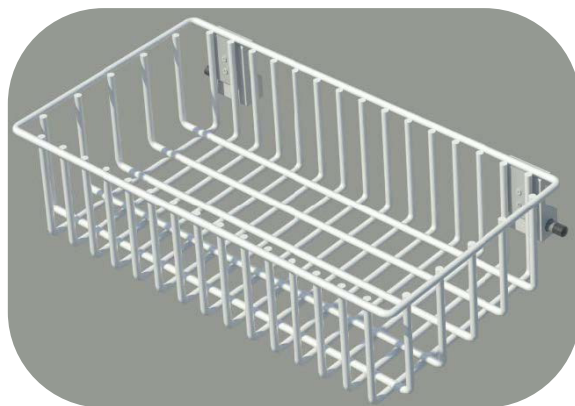


750 Garcia Ave,
Pittsburg
CA 94565
+1.925.427.7800





750 Garcia Ave,
Pittsburg
CA 94565
+1.925.427.7800



Utility Basket 10" x 5" x 4"
#801054

Utility Basket 10" x 8" x 4"
#801084

Utility Basket 10" x 8" x 7"
#801087

Utility Basket 16" x 5" x 4"
#801154

Utility Basket 16" x 8" x 4"
#801184

Utility Basket 16" x 8" x 7"
#801187



Utility Basket 20" x 5" x 4"
#801254

Utility Basket 20" x 8" x 4"
#801284

Utility Basket 20" x 8" x 7"
#801287



For use with Ohio/Ohmeda Horizontal Equipment Rail # 050511

Pivot Utility Basket 10" x 5" x 4"

#501454

Pivot Utility Basket 10" x 8" x 4"


#501484

Pivot Utility Basket 10" x 8" x 7"

#501487



750 Garcia Ave,
Pittsburg
CA 94565
+1.925.427.7800



Utility Basket 16" x 5" x 4"

#511154

Utility Basket 16" x 8" x 4"

#511184

Utility Basket 16" x 8" x 7"

#511187

Utility Basket 20" x 5" x 4"

#511254

Utility Basket 20" x 8" x 4"

#511284

Utility Basket 20" x 8" x 7"

#511287



For use with Unimount™ Vertical Equipment Track # 050466



750 Garcia Ave,
Pittsburg
CA 94565
+1.925.427.7800



Utility Basket Divider 4" Deep Baskets #211885-04

Plexiglass Basket Dividers provide organization without sacrificing visibility



Utility Basket Divider 7" Deep Baskets #211885-07

Plexiglass Basket Dividers provide organization without sacrificing visibility

Please call HSI for Additional Size Options



Sphygmomanometer Basket Clamp On

#606104

For use with Eclipse™ Horizontal Equipment Rail # 050453
And F Type Eclipse™ Equipment Rail # 050469



Sphygmomanometer Basket MA Rail Mount

#706104

For use with MA Horizontal Equipment Rail # 050443

Sphygmomanometer Basket Ohio Rail Mount

#806104

For use with Ohio/Ohmeda Horizontal Equipment Rail #050511



Sphygmomanometer, Aneroid with Cuff Basket

#909730

Available for mounting to all HSI horizontal rails




750 Garcia Ave,
Pittsburg
CA 94565
+1.925.427.7800





750 Garcia Ave,
Pittsburg
CA 94565
+1.925.427.7800



Rigid Shelf 12" x 12"
#612112

Rigid Shelf 14" x 12"
#612114

Rigid Shelf 18" x 12"
#612118

Rigid Shelf 24" x 12"
#612124

For use with Eclipse™ Horizontal
Equipment Rail # 050453



Rigid Shelf 12" x 12"

#602112

Rigid Shelf 14" x 12"

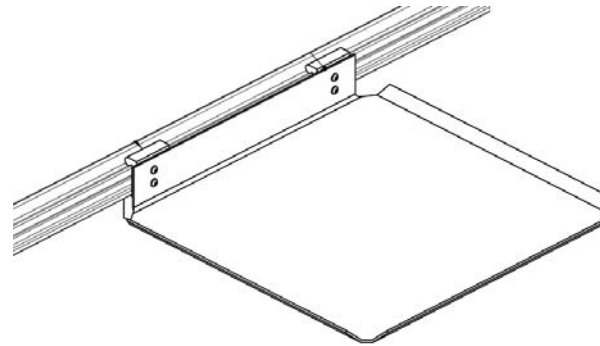
#602114

Rigid Shelf 18" x 12"

#602118

Rigid Shelf 24" x 12"

#602124



Drop Down Shelf 25" x 12"

#602425



Fold Down Shelf 12" x 12"
Plastic Surface

#602712

Pivot Ledge 8" x 6"

#602508

For use with Eclipse™ Horizontal Equipment Rail # 050453
And F Type Eclipse™ Equipment Rail # 050469



750 Garcia Ave,
Pittsburg
CA 94565
+1.925.427.7800





750 Garcia Ave,
Pittsburg
CA 94565
+1.925.427.7800




Rigid Shelf 12" x 12"
#702112

Rigid Shelf 14" x 12"
#702114

Rigid Shelf 18" x 12"
#702118

Rigid Shelf 24" x 12"
#702124

Drop Down Shelf 25" x 12"
#702425



Pivot Ledge 8" x 6"
#702508

For use with MA Horizontal Equipment Rail # 050443



Drop Down Shelf 25" x 12"
#802425

Rigid Shelf 12" x 12"
#802112

Rigid Shelf 14" x 12"
#802114

Rigid Shelf 18" x 12"
#802118

Rigid Shelf 24" x 12"
#802124



750 Garcia Ave,
Pittsburg
CA 94565
+1.925.427.7800





750 Garcia Ave,
Pittsburg
CA 94565
+1.925.427.7800



Utility Shelf 10G x 8"
Diamond Nut
#512010

Utility Shelf 11G x 8"
Diamond Nut
#512011

Utility Shelf 5G x 8"
Diamond Nut
#512005

Utility Shelf 6G x 8"
Diamond Nut
#512006

Utility Shelf 7G x 8"
Diamond Nut
#512007

Fold Down Shelf 12" x 12"
Plastic Surface
#211702

Pivot Ledge 8" x 6"
#502508

For use with Unimount™ Vertical Equipment Track #
050466

